

# Catoctin Area Turners

<http://catoctinareeturners.org/>



Next meeting: Thursday, October 14, 2010, 6:30 pm  
Location: Banshee Reeks Nature Preserve,  
Leesburg, VA

*Volume 2 Issue 10 - October 2010*



## See you in Fishersville!

**O**ur 2010 Virginia symposium has now arrived. I realize that some of you may not have been able to register ahead of time due to other commitments,

but hopefully you have been able to open up your calendars and that we will see you at the symposium either on October 23 and/or 24.

This should be an outstanding weekend which will provide us all with an environment of networking, education and collaboration for members of our local and regional woodturning community. It certainly promotes the art and craft of woodturning.

Through active demonstrations, as we shall be provided by our featured turners Tom Boley, Alan Lacer and other

members of our Virginia community, we provide avenues for expression in one's woodturning, as well as introducing non-turners to the craft.

We are special! Our symposium offers something that other symposiums do not? **Hands-on mentoring sessions** are what sets this symposium apart from other conferences. Multiple workstations provide attendees in-depth, up-close, hands-on woodturning information and personal experience under the guidance of a Mentor. How cool is that?

Need another reason to attend? Do you have a child or grandchild that could be interested in turning? Well, their admission cost to them with you is free.

So what are you waiting for? This is an event that only happens every two years in Virginia, so don't miss out.

Get registered today or see you when you arrive.

### 2010 Virginia Woodturners:

October 23 - 24 Augusta Exposition and Entertainment Center

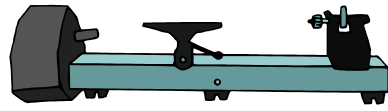
Fishersville, VA (Expoland)

<http://www.virginiawoodturners.com/>

## Contents

<b>Page 2</b>
Call of the Lathe
<b>Page 3</b>
Upcoming Demos
CAT Officers
<b>Page 4</b>
Editor's Bench
<b>Page 5</b>
What I've Learned
<b>Page 6</b>
Meeting
<b>Page 7</b>
Arborist
<b>Page 10</b>
Gallery
Montgomery County
<b>Page 11</b>
Book Review
<b>Page 12</b>
Show & Tell
<b>Page 13</b>
Mentoring Program
<b>Page 14</b>
Member Discounts
<b>Page 15</b>
Upcoming Symposium

# The Call of the Lathe



by Tom Boley

**W**e have a month before our elections of new officers for our yet fledgling woodturning club. We are about to go into our third year of existence and I am pretty happy about how we have done as a club. But it is time for someone else to take over the lead. You have seen my e-mails about that.

Our Nominating Committee is trying to find members who would like to help lead CAT into 2011 and I very sincerely hope that some of you will step up to be a part of that leadership. All officers must be members of the AAW in order for our club to remain as a participating club of the AAW. If you think that you may be interested in a position and just want to chat about it before you decide, give me a call.

Our track record has been pretty good. We have provided a monthly series of demonstrations and information which enhances our knowledge of the craft and encourages each of us to push ourselves a little more to try new things. Is this fun or what? What a great way to spend our time, turning a block or stick of wood into something of beauty. Our club has given us a whole new set of friends and colleagues in the woodturning arena with whom we can share what we know and ask about what we don't know. Having a place to go and friends with common interests with whom to talk and from whom to learn is great. When I sell a bowl, I always tell the buyer that it should last a hundred years. I hope Catoctin Area Turners will last a hundred years, too.

Many thanks to Jeremy Baker who spent so much time preparing and did such a great job in presenting his demo on use of a chain saw last month. That was hugely interesting and very valuable information. I have been using a chain saw for many years now and sure learned some important info to make it both safer and more effective. Thanks, Jeremy. And thanks again for all the wood which you so willingly share with our members.

The great thing about belonging to a woodturning club is that you have so many others who are interested in the same thing, are trying to figure out solutions to the same problems, and are so willing to share their "secrets". Since I do woodturning full time, and almost entirely architectural stuff, The Call of the Lathe is strongest for me during our meetings when we take a look at the Show and Tell things which were brought in and during the woodturning demo when we get a chance to "see how someone else does it." We have a mighty good thing going for ourselves and it is a great joy to be a part of it.

*Tom Boley  
CAT President,*

# Upcoming Demonstrations

**October:** Mike Fraser from Berryville, VA will be demonstrating layouts for segmented turning. This should be an interesting evening. Take a look at Mike's web site for more detail information on his work. <http://sylvantreasures.com/>

**November:** Tentatively scheduled is Jorge Salinas of Capital Area Woodturners. Details are still being considered. <http://www.jorgesalinaswood.com/>

**December:** Tentatively scheduled are Dale Bright and Don Maloney if there is enough interest in seeing and understanding their coring systems.

## CAT Officers

### *President*

Tom Boley  
540-338-1718  
[tboley@erols.com](mailto:tboley@erols.com)

### *Vice President*

Dale Bright  
540-571-9121  
[frog21@comcast.net](mailto:frog21@comcast.net)

### *Secretary*

Bob Parson  
703-724-1879  
[rparson@gmail.com](mailto:rparson@gmail.com)

### *Operations Director*

Jeff Greene  
703-787-1858  
[jeff\\_greene@bmc.com](mailto:jeff_greene@bmc.com)

### *Treasurer*

Mark Kaplan  
703-608-6914  
[markap6@comcast.net](mailto:markap6@comcast.net)

### *Program Director*

Don Maloney  
540-554-8223  
[caffeyh@aol.com](mailto:caffeyh@aol.com)

### *Newsletter Editor*

Ron Cote  
703-444-0026  
[ron4519cote@yahoo.com](mailto:ron4519cote@yahoo.com)

### *Support Volunteers*

Burgan Pugh - Lending Library  
Terry Lund - Mentors  
Debbie Woods - Silent Auction  
Mark Duffell - Raffle Tickets  
Chet Olson - Web site/Gallery Photos  
Brian Sullivan - Bulk Purchases  
Jeremy Baker - Arborist Extraordinaire  
Tom Boley - Newsletter Proofreader

# The Editor's Bench

by Ron Cote

Summer sure didn't go for a couple of hovering over 95 degrees now appears to be upon of the best times of the Loudoun County. The spectacular. My wife our annual pilgrimage a couple weeks to enjoy



seem as if it wanted to let weeks, with temperatures grees, but the fall season us. It truly has to be one year especially here in change of colors is often and I will probably make drive to the west country in the foliage.

The fall and the Holiday season, for many of us, brings on a number of turning issues. Who is on this year's Christmas list? What can I turn and who shall I turn for? Decisions, decisions! Others have already been very busy turning, preparing and attending a number of craft shows and festivals. I attended the Bluemont Fair a couple of weeks ago where CAT members George Carrigan, Walt Bennett and Graham Taylor were displaying their goods. I certainly hope that they had a successful weekend.

As for myself, I was able to rough turn some bowls out of the wood that Jeremy Baker had made available to us. I also decided to turn some of the new bullet shaped pens that have hit the market as well as a rifle inlay pen. I thought, just maybe, some of those folks (active & retired military) that I work with just might be interested. The response has been outstanding. I have enough orders to keep me busy for a couple of weeks.


Last month I mentioned some of the happenings that had taken place at the AAW between the board of directors (BOD) and Mary Lacer. Many AAW members were and are still very upset with the current BOD handling of this issue as well as a number of other issues. So, if you are so inclined to follow these issues from a member's perspective and not from the BOD perspective the following web site has been established as an alternative place where questions can be asked, suggestions offered, and a give and take on various opinions from woodturners can be found. An open discussion on issues of mutual concern related to the American Association of Woodturners is the intended subject matter. This site offers a whole new venue for AAW members, and any genuinely interested party, to address and better understand AAW matters of concern. It is meant to both supplement and compliment existing AAW sites.


Go to [www.woodturnersforum.org](http://www.woodturnersforum.org) and have a look and see for yourself.

*Ron Cote, Newsletter Editor*

# What I've Learned - Month 14

Jeff Greene

Well my workshop is progressing nicely. The 2<sup>nd</sup> level walls are up and we will be putting up the main roof support beams this morning (Oct 9). The beams are approximately 33ft long, (about 300LBs each). So it should be a fun morning (**not!**). As it's the height of golf season and I'm coaching my daughter's volleyball team I haven't had much time for turning. I did finish a pear  bowl that I roughed in back in Feb and created my first inlayed piece; a "his and hers" martini set including a shaker and two martini glasses. I was all wrapped around the axel about getting the wood to be perfectly smooth, but it turns out that you just need a butt load of pressure during the gluing process, who knew ;-). This was a wedding gift for one of my oldest and dearest friends. I actually got the idea while attending his bachelor party..... Glad to see I now have your full attention ;-).

Sorry, the details of the party are forever locked away in the vault where all good bachelor party stories belong. What I can share is what gave me the idea for the project. Robby (the groom) has this great walnut and maple bar in his basement. It's a completely custom job with brass accents and matching cabinets, very nice. When I saw the combination of two of my favorite woods I knew what had to be done. With only five days until the wedding I knew I had to work fast. Monday, I picked up the wood at woodcraft, cut and glued the wood for all three pieces. Tuesday, I finished the shaker and applied the first coat of salad bowl finish. Wednesday, finished the first glass and put coats of salad bowl finish on both pieces. Thursday, turned the 2<sup>nd</sup> glass and  coated all three. Friday morning. I put what ended up to be the final coats and buffed all three before leaving for the wedding Saturday morning. Whew, with zero margin for error I got lucky, but it wasn't perfect. If I had a couple more days I would have worked on the 2<sup>nd</sup> glass a little longer as the shape wasn't exactly right and the finish needed more coats for durability and shine, but all in all, the end result was STILL the coolest thing I've created to-date.

As a final note for this month I would like to give a special shout out to my man Chet Olson web master extraordinaire. Chet created my website for an extremely reasonable price and was really great to work with. I encourage you to consider him for any new web development or web maintenance project.

You can reach him directly at: [chetolson@gmail.com](mailto:chetolson@gmail.com)

See ya at the meeting,

*Jeff Greene*

*Operations Director*

# Monthly Meeting

Next meeting: **Thursday**, October 14, 2010, 6:30 pm

Location: **Banshee Reeks Nature Preserve,**  
**Leesburg, VA**

This month demonstrator/speaker: **Mike Fraser**



## Burl Anyone??

This little trinket  
was submitted by  
George Carrigan.

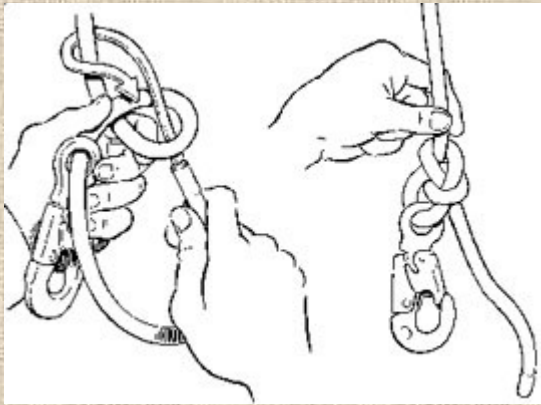


# Advice from The Arborist

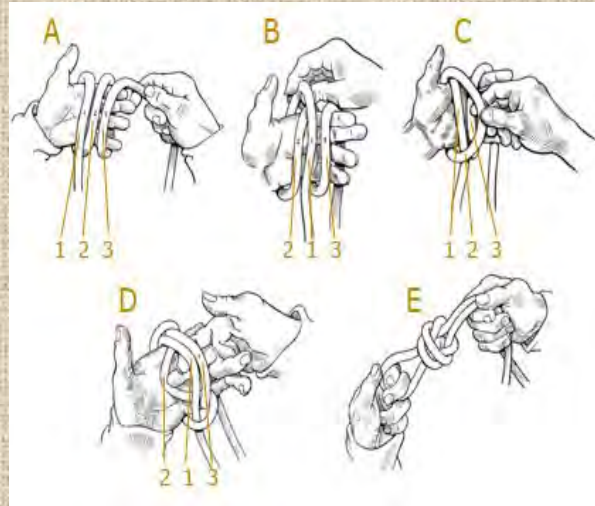
Jeremy Baker

This month thought it would be nice to stray momentarily from wood and talk about another handy topic – knots. I use several different types of knots on a daily basis. I'm including a few of my favorites here and hope that you will find the time to practice them. I welcome ideas for future articles or questions regarding this one. [jeremywbaker@gmail.com](mailto:jeremywbaker@gmail.com)

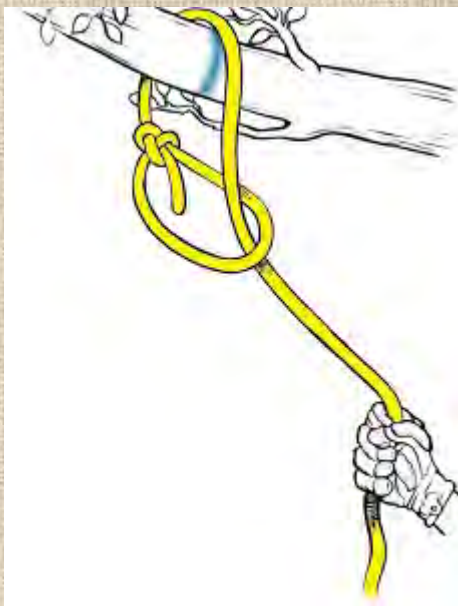
## My favorite knots



**Bowline** – this is an all-around handy knot. It's my standby.



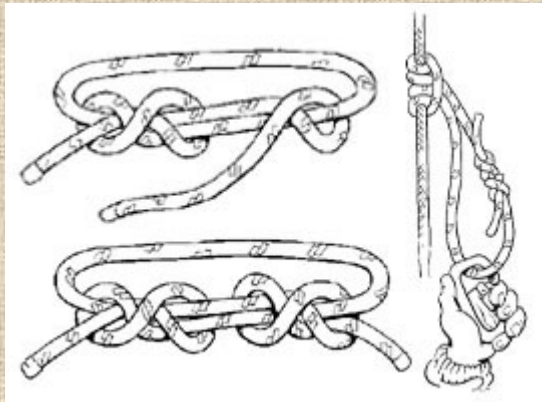
**Butterfly knot** – this one is great for creating an attachment point midline.



**Running bowline** – just a slight variation of the standard bowline here to create a nice 'slip-knot'.



**Clove hitch** – nice termination hitch that doesn't slip and is easy to break when you need to untie.



**Double fisherman's knot** – this one is great to create a loop out of a single piece of line; can be untied with relative ease.



**Sheet bend** – Excellent for attaching two lines together, but works best when connecting lines of differing diameters.



**Trucker's hitch** – very useful when tightening a line over a load and easily pulls loose after you're finished. If you tie it correctly.



**Square knot** – the first knot I ever learned to tie...right over left and under; left over right and under.

I hope you enjoy this. Remember to always use the appropriate safety equipment while working. Keep your eyes, ears, and hands safe. Safety equipment is replaceable – you are not!

*Jeremy W. Baker*  
Arborist Extraordinaire



# Thank You Jeremy

Some pictures to share from our September chain saw demonstration.



## Gateway Gallery

Harriet Maloney

**I**n June of this year The Gateway Gallery and Gift Shop opened as a cooperative market place for area artists with a wide variety of ceramics, jewelry, painting, photography, glass, woodwork and fiber works. These efforts by 30 artists who will manage and staff the gallery have already proven quite successful. The gallery is located adjacent to the Round Hill Arts Center in refurbished space in the old Hill High Orchard Building at the western edge of Loudoun County. This landmark location is just west of the town of Round Hill on Rt. 7 as you approach the Blue Ridge. The Gateway Gallery will be featuring a special event each month starting with "Fruit of the Vine" during September. Three of our members, Don and Harriet Maloney and Tom Boley are members of the gallery. They invite you to come visit, and bring your friends and family. For more information on visiting the gallery, bios on the artists and their work, more upcoming events, how to join or offer your work for consignment please visit the website at [www.thegatewaygallery.com](http://www.thegatewaygallery.com) or call the gallery at (540) 338-3001. Gallery hours are from 11 am to 6 pm Wednesday through Sunday. Please check for openings on holidays.

## Montgomery County Woodturners

The President of the Montgomery County Woodturners would like to announce that their chapter will be conducting a free Woodturning Demonstration Day **on October 16th from 10:00AM until 3:00PM** at the local Woodworkers Club in Rockville, Maryland open to the public.

He would appreciate it if we could spread the word to our membership about their event through our website, newsletter, next event or direct email, as appropriate for our organization.

They will be having at least five concurrent turning demonstrations throughout the day by their members showing a variety of turning techniques, a member turned-object display gallery, free raffles and giveaways, vendor demonstrations as well as a wealth of information about turning. Free refreshments and snacks will be available. The Woodworkers Club (a Woodcraft affiliate) is also offering one-day sale special discounts on a variety of lathes, tools, supplies and wood so a good time to restock your shop for the winter turning season.

Please contact, if you need any further details at [bableck@gmail.com](mailto:bableck@gmail.com) or 301-634-1600

# Book Review

Terry Lund

## Woodturning - A Foundation Course by Keith Rowley, published in 1999

This book contains a complete introduction to all aspects of wood turning, with a breadth and depth that might well offer something for more experienced turners as well as beginning turners, although the primary audience for the book is beginning turners. Each topic is carefully illustrated with colour photographs (the book is published in the UK ;-)) and line drawings where appropriate.

The author elaborates on what we've often heard as the "ABCs for turning", Anchor, Bevel, Cut) with the Laws of Woodturning, of which he cites six laws in Chapter 5 and refers to them in several places in the book. (1) The speed of the lathe must be compatible with the size, weight, and length of wood to be turned, (2) The tool must be on the rest before the whirling timber is engaged, and must remain so whenever the tool is in contact with the wood, (3) The bevel of the cutting tools must rub the wood behind the cut, (4) The only part of the tool that should be in contact with the wood is that part of the tool that is receiving direct support from the toolrest, (5) Always cut "downhill" or with the grain, (6) Scrapers must be kept perfectly flat (in section) on the toolrest and presented in the "trailing mode", i.e. with the tool handle higher than the tool edge.

The section on sharpening has some good information but is perhaps a bit incomplete, given the publication date, as it does not mention any of the current sharpening jigs, but it does include a description of a homemade grinding jug (platform), but he does include a good discussion of the various angles he believes are the best ones for various tools.

There are detailed chapters for each of the following topics:

1. Turning between Centers, which including basic hollowing, and projects for a goblet, and wooden fruit.
  2. Faceplate turning including projects for first bowl that contains great detailed photos, and a platter
  3. Copy Turning, which includes a lot of good information about how to produce duplicate pieces, and it includes projects for a bar stool, staircase baluster, and a plinth (again, showing the UK influence). A plinth is a base, and the book shows an approach for a template that makes it easier to duplicate an ogee or other shape on a round base turning.
  4. Sanding and Finishing, which includes drawings for a DIY sanding disk attachment for the lathe, including baseboard for a miter gage
- Boring and Routing on the Lathe, including numerous jigs and projects for an inlaid nut bowl, twig pot, pepper mill, and table lamp and a pen.

Many of the other books I've looked at or acquired over the years only cover some of these topics, such as just turning bowls or possibly just doing work between centers. I think it's a book with a lot of helpful information for a range of turning skills and experience and I would be glad to loan my copy and perhaps we can add the companion DVD to the CAT library at some point. I've found it to be helpful because of the careful attention to detail in the various descriptions, and the quality and quantity of drawings and photos.

An online review I found is at [http://www.woodworking.org/WC/GArchive00/5\\_26smithturningrev.html](http://www.woodworking.org/WC/GArchive00/5_26smithturningrev.html)

The author has also written another book, Keith Rowley's Woodturning Projects, and there is a DVD

# Show and Tell for September

Jeter Benbow



I don't have the names of the folks who did these. I have probably left out some photos also. Sorry about that, but I feel quite sure that we will get it together over the next couple of months. I would like to include with the items, your names, the type of wood and your finishing techniques. So please fill out the sheet at the time that Jeter takes the photos.

I big thank you for Jeter Benbow to volunteer for the task of taken the pictures of our monthly "Show and Tell".

# Mentoring Program

by Terry Lund

**W**e have established a mentoring program for CAT members, so Terry Lund is looking for volunteers to be mentors as well as requests from any of our members who would like to be paired up with a mentor in one of the following areas of interest for turning skills, or for general mentoring activity. Terry will have sign-up forms for those who want to be a mentor as well as for those who would like to be matched up with an assigned mentor at the next meeting on October 14. If you are interested in either opportunity but will not be at the meeting, please contact him via email at [terry.lund@gmail.com](mailto:terry.lund@gmail.com) or call him on his cell phone 585-455-2517. Please include your name, address, phone number, email address, and indicate your level of experience as Beginner, Intermediate, or Experienced when requesting a mentor.

We will try to match interested individuals with a mentor who lives “reasonably close” whenever possible, and if we get enough mentors to sign up, we will also try to match based on one of the following areas of interest, or feel free to mention another area of interest.

## **Areas of interest for mentoring**

Functional turning	Ornaments and small items
Artistic turning	Pens and Pencils
Bowls	Lidded Boxes
Natural Edge Bowls	Segmented turning
Square Bowls	Spindle turning
Hollow forms	Turning/Chasing Threads

## Member Discounts

# Woodcraft of Leesburg



Leesburg Plaza

512 E. Market

Leesburg, VA 20176

Phone: 703-737-7880

Fax: 703-737-6166

[Leesburg@woodcraft.com](mailto:Leesburg@woodcraft.com)

**Store Hours:** Sun: 9 AM— 5 PM Thr: 9 AM— 9 PM  
Mon: 9 AM—9 PM Fri: 9 AM— 9 PM  
Tue: 9 AM— 9 PM Sat: 9 AM- - 6 PM  
Wed: 9 AM— 9 PM

Show your CAT membership card and get a 10% DISCOUNT! Valid Thursday thru Sunday of each monthly meeting week.

## Dunlap Woodcrafts

Located near the Dulles Expo Center at  
14600F Flint Lee Road, Chantilly, VA 20151  
Tel (703) 631-5147 Fax. (703) 631-7103

**Discounts are available to CAT members**

Purchase \$100 and receive a 10% discount  
Purchase \$250 and receive a 15% discount  
Purchase \$500 and receive a 20% discount

I would suggest that you give them a call prior to making the trip to ensure that they are open.

# Symposium

## 2010 Virginia Symposium

Fishersville, VA

[http://www.virginiawoodturners.com/symposium/symposium\\_info\\_home.htm](http://www.virginiawoodturners.com/symposium/symposium_info_home.htm)

**2010 Virginia Woodturners**: October 23 - 24

Augusta Exposition and Entertainment Center

Fishersville, VA (Expoland)

The nine woodturning clubs in Virginia are collaborating once again to produce the fourth biannual Virginia Woodturning Symposium the weekend of 23 and 24 October 2010 in Fishersville, VA, the same location as in 2008. The Virginia Woodturning, Inc, web site at <http://www.virginiawoodturners.com/> has much more information and also has a list of the motels which will offer discounts for the symposium. This will very much be a hands-on symposium. Save some money by sharing a motel room with a fellow woodturner.

<http://www.virginiawoodturners.com/>

**Remember if you don't make this one, it will be two years before our next one.**